

**DELCO REMY**  
**TUNE UP PARTS**  
**ILLUSTRATED CATALOG**  
**COVERING MOST VEHICLES**  
**USING DELCO**  
**IGNITION SYSTEMS**  
**1922-1974**



**PHONE: 1-250-878-3498**  
**PEACHLAND B.C. CANADA**  
**OROVILLE WASHINGTON U.S.A.**

## COLLECTOR'S AUTO SUPPLY TUNE-UP PARTS

YOU MUST MAKE CERTAIN YOU ARE USING THE CORRECT CATALOG. FOR EXAMPLE YOU MUST USE THE AUTOLITE CATALOG IF YOUR VEHICLE USES AN AUTOLITE IGNITION SYSTEM OR THE DELCO REMY CATALOG IF THE VEHICLE HAS A DELCO REMY IGNITION SYSTEM.

THESE CATALOGS ARE AVAILABLE FREE BY REQUEST:

1. ASIAN IGNITION SYSTEMS TO EARLY 1960'S.
2. AUTOLITE IGNITION SYSTEMS TO MID 1920'S.
3. BOSCH IGNITION SYSTEMS TO MID 1950'S.
4. DELCO REMY IGNITION SYSTEMS TO MID 1920'S.
5. DUCELLIER IGNITION SYSTEMS TO MID 1950'S.
6. FORD INCLUDING HOLLEY IGNITION SYSTEMS TO 1909.
7. LUCAS IGNITION SYSTEMS TO MID 1930'S.
8. MARELLI IGNITION SYSTEMS TO 1950'S.
9. NORTHEAST & AMERICAN BOSCH DISTRIBUTOR CAPS TO 1920.
10. SEV IGNITION SYSTEMS TO MID 1930'S.
11. MAGNETO AND SMALL ENGINE TUNE-UP PARTS.
12. GENERAL

Most items are in stock. Spark plugs for all vehicles are also available. Most are \$3 each.

These items are manufactured by a variety of reputable tune up part suppliers and not necessarily by the original equipment manufacturer.

Prices are in U.S. Funds.

Dealers are invited to enquire about wholesale pricing.

## DELCO REMY SYSTEMS(Including early Chrysler products, some Packards and many more)

Note: Pontiac vehicles with Chevrolet engines use Chevrolet listings throughout this catalog. This is particularly important from 1955 onwards.

### DISTRIBUTOR POINTS

CHANDLER 1927-1928 6 Cyl. Model 31, A, 35, A, 37, 135A, 137A  
CHEVROLET 1927-1928 4 Cyl. (Check Distributor Number)  
CHEVROLET 1929-1934 All Cars Except Master  
CHRYSLER 1926-1928 4 Cyl.  
CHRYSLER 1926-1927 6 Cyl. Model 60 and 65  
CHRYSLER 1928-1930 6 Cyl. Models With Single Contacts  
CHRYSLER 1930-1933 6 Cyl. Models With 622-C Distributor  
DAVIS 1927-1928 6 Cyl. Model 94  
DESOTO 1929-1933 6 Cyl. (1933 Early)  
DODGE 1930-1933 6 Cyl. Car & Truck With 622-H Distributor  
ELCAR 1929-1931 6 Cyl. Model 75  
ERSKINE 1927-1930 6 Cyl. Model 50, 51, 52, 53  
GMC 1934-1935 T14, T16  
GRAHAM 1930-1935 8 Cyl. Dual Contact (Requires Two)  
GRAHAM 1930-1940 6 Cyl. (1930 Series 639 Distributor Only)  
GRAHAM-PAIGE 1929-1930 6 Cyl. Model 612 Standard ; Model 615 with Series 639 Distributor  
INTERNATIONAL TRUCK 1932-1941 4 & 6 Cyl. A-1, A-2, B-2, B-3, B-4, C-1, C-15, C-30,  
C-35, C-40 D5, D5M, D, DS.  
JEWETT 1926-1927 6 Cyl. New Day 6  
NASH 1941-1942 6 Cyl. Model 4140 & 4240  
MARQUETTE 1930 6 Cyl. Model 30  
MOON 1927-1928 6 Cyl. For 60 Remy Distributor  
OLDSMOBILE 1928-1935 6 Cyl.  
PAIGE 1927 6 Cyl.  
PEERLESS 1929-1931 6 Cyl Model 61, 61A For 631F Distributor  
PLYMOUTH 1929-1932 4 Cyl.  
PLYMOUTH 1933-1934 6 Cyl. With 622-H Distributor.  
PONTIAC 1926-1932 6 Cyl.  
REO 1936 6 Cyl. Flying Cloud  
STUDEBAKER 1929-1936 6 Cyl. With Delco GL Distributor  
VELIE 1925-1928 6 Cyl. Model 60



(GM part 1949838)  
#CS765 (DR-11H) \$17.00  
Delco Remy brand #D109\$ inquire

AMERICAN MOTORS - RAMBLER - NASH 1951-1955 6 Cyl.  
AMERICAN MOTORS - RAMBLER 1959 6 Cyl. American.  
AMERICAN MOTORS - RAMBLER 1960-1962 6 Cyl. With Delco Distributor.  
AUBURN 1928-1930 6 Cyl. Model 76, 80 & 85  
BUICK 1928-1930 6 Cyl.  
CHANDLER 1928-1929 6 Cyl. Model 65, 131, 132.  
CHEVROLET 1929-1934 Master And All Trucks  
CHEVROLET 1935-1940 Car & Truck  
CHEVROLET 1948 Car And Truck With Distributor Number 1112353  
CHEVROLET 1949-1961 6 Cyl. Car And Truck  
CHEVROLET 1962 6 Cyl. Car And Truck Except Acadian, Chevy II and Nova  
CHRYSLER 1930-1933 6 Cyl. Models With 644-L Distributor  
DODGE 1930-1934 6 Cyl. Cars With 644-R Distributor & All 1934 6 Cyl. Cars  
DODGE TRUCK 1933 6 Cyl. With 644-K Distributor  
FRANKLIN 1929-1934 6 Cyl.  
GARDNER 1930-1931 6 Cyl.  
GENERAL TAXI 1936-1937 6 Cyl.

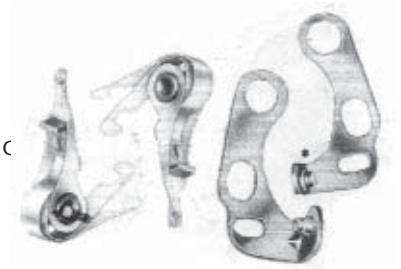
**DELCO REMY SYSTEMS** (Including early Chrysler products, some Packards and many more)  
**DISTRIBUTOR POINTS (CONTINUED)**

GMC 1934-1935 T-18, H, T-23, H, T-33, T-43, T-46, T-51, T-61, T-83, T-84, T-90 With Distributor 644-F, 645-N, 649-J  
 GMC 1936 T-14, T-16, T-16H  
 GMC 1936-1959 6 Cyl.  
 GMC 1958-1961 (All Canadian)  
 GMC 1960-1962 270 [A] Engine P-15, P25  
 GRAHAM 1930 6 Cyl. Series 640 Distributor Only  
 GRAHAM-PAIGE 1929 6 Cyl. 631  
 GRAHAM-PAIGE 1929-1930 6 Cyl. 615 With Series 640 Distributor  
 HUDSON 1955 6 Cyl. Rambler Except Canadian  
 INTERNATIONAL TRUCK 1932-1936 4 & 6 Cyl. A-4, A-5, A-6, C-50, C-55, C-60  
 INTERNATIONAL TRUCK 1937-1963 6 Cyl.  
 JEEP 1959-1960 4 Cyl. With Distributor 1112432  
 KISSEL 1927-1928 6 Cyl. Model 70 With 636S Distributor  
 KISSEL 1929-1931 6 Cyl. Model 73  
 NASH 1928 Advance Six, Special Six with Delco Distributor  
 NASH 1948-1949 600 Six 4840, 600 Six 4940 With Delco Distributor  
 NASH 1950-1955 6 Cyl. Rambler & Statesman With Delco Distributor Except Canadian.  
 MOON 1927-1928 6 Cyl. Model 72  
 OAKLAND 1927-1929 6 Cyl.  
 PACKARD 1941-1949 6 Cyl. With Delco Distributor  
 PEERLESS 1928 6 Cyl. Model 91  
 PLYMOUTH 1933-1934 6 Cyl. With 644-H Distributor.  
 PONTIAC 1937-1940 6 & 8 Cyl. Canadian Models.  
 PONTIAC 1955-1962 6 Cyl. Canadian Models  
 REO 1928-1931 6 Cyl. Except Wolverine  
 REO 1932-1934 6 Cyl. S, S2, S3  
 REO 1935 6 Cyl. Flying Cloud A & 7S Royale  
 WINDSOR 1929 6 Cyl. Model 72 & 77  
 YELLOW CAB 1927-1933 6 Cyl. Except 0-10 with 4079 Distributor & 0-12



(GM part 1948810)  
 #CS763 (DR-1H) \$8.00  
 Delco Remy Brand #D111\$ inquire

BUICK 1931-1932  
 CADILLAC 1931-1933 12 Cyl.  
 CADILLAC 1930-1940 16 Cyl.  
 CHRYSLER 1930-1931 8 Cyl.  
 CORD 1929-1931 8 Cyl. Dual Contact  
 DESOTO 1930-1932 8 Cyl.  
 DODGE 1930-1932 8 Cyl. With Dual Contacts  
 ELCAR 1927-1930 8 Cyl.  
 FRANKLIN 1932-1934 12 Cyl.  
 GARDNER 1927-1931 8 Cyl.  
 GRAHAM-PAIGE 1929-1930 8 Cyl. Model 827, 837  
 KISSEL 1929-1931 8 Cyl.  
 LA SALLE 1930-1935 8 Cyl. (1934-1935 Model 350 & 1935 Model 50B)  
 MARMON 1927-1933 8 & 16 Cyl. With Dual Points  
 OLDSMOBILE 1932-1935 8 Cyl.  
 PACKARD 1935-1936 8 Cyl. With Delco Dual Contact Distributor.  
 PIERCE-ARROW 1929-1936 8 Cyl. With Dual Contacts  
 REO 1931-1934 8 Cyl. Model 25, 30, 31, 35, 52 Royale & N-2 all with Dual Contact  
 STUDEBAKER 1928-1940 (1928-1931 President With Delco 660X Distributor)  
 STUTZ 1931-1933 8 Cyl. Model M Except For 4028 Distributor  
 VELIE 1927-1928 8 Cyl. Model 88  
 WINDSOR 1929 8 Cyl. Model 82, 92  
 CAUTION, Check illustration. Listing is an estimate of applications. Some modification may be required.



Dual Points (left and right set) #CS64/71Z \$125.00

## DELCO REMY SYSTEMS(Including early Chrysler products, some Packards and many more)

### DISTRIBUTOR POINTS (CONTINUED)

BUICK 1933-1936  
CADILLAC 1932-1939 8 Cyl.  
CHEVROLET 1941-1947 Car And Truck  
CHEVROLET 1948 Car And Truck With Distributor Number 1110090  
CHEVROLET 1953-1954 Corvette  
CHRYSLER 1927 6 Cyl. Model 70 & 80  
CHRYSLER 1928-1930 6 Cyl. All Models With Dual Contacts (Requires Two)  
CHRYSLER 1930-1938 8 Cyl. (Except 1935-1938 C2 Imperial)  
DODGE 1930-1933 8 Cyl. If Single Contacts  
GMC 1933-1935 With Distributor 650-R  
GRAHAM 1933-1935 8 Cyl. Model 63, 64, 67, 72  
LA SALLE 1936-1939 8 Cyl.  
OLDSMOBILE 1936 6 & 8 Cyl.  
PACKARD 1927-1928 6 Cyl. (Two Required)  
PACKARD 1928 8 Cyl.  
PONTIAC 1932-1936 8 Cyl.  
PONTIAC 1933-1936 6 Cyl.  
YELLOW CAB 1930-1933 6 Cyl. 0-10 with 4079 Distributor & 0-12




(GM part 1882022)  
#CS779 (DR-1-5) \$9.00

ALLSTATE 1952-1953 Delco Equipped  
AMERICAN MOTORS 1956-1959 6 Cyl. Rambler.  
AUBURN 1927-1928 6 Cyl. Model 66  
BUICK 1937-1950  
BUICK 1951-1953 All USA Model 40; All Can. Model 43.  
CADILLAC 1949-1955  
CHEVROLET 1956-1957 Corvette (Dual Points, Requires Two)  
GMC 1937-1938 With Counter Clockwise Distributor  
GMC 1955-1956 8 Cyl. 288, 316, 324 U.S. Models  
HUDSON 1955-1956 8 Cyl. Wasp  
HUDSON 1956 6 Cyl. Rambler  
JEEP 1959-1960 4 Cyl. With Distributor 1110225  
KAISER-FRAZER HENRY J 1951-1954 With Delco Distributor  
NASH 1956 6 Cyl. & 8 Cyl. Statesman  
OLDSMOBILE 1937-1955 6 & 8 Cyl.  
PACKARD 1937-1938 6 Cyl. All Models With Delco Distributor  
PACKARD 1947-1952 8 Cyl. All Models With Delco Distributor  
PACKARD 1953-1954 8 Cyl. 2600, Clipper, Patrician & Super Clipper  
PACKARD 1955-1956 8 Cyl. All With Delco Distributor  
PACKARD 1957-1958 8 Cyl. All Models  
PONTIAC 1937-1940 6 & 8 Cyl. U. S. Models.  
PONTIAC 1941-1954 6 Cyl. All  
PONTIAC 1941-1956 8 Cyl. All Except 1955-1956 Canadian.  
STUDEBAKER 1950-1955 6 Cyl. With Delco Distributor  
STUDEBAKER 1951-1961 8 Cyl. Hawk & Truck With Delco Distributor  
TRIUMPH 1962-1974 4 & 6 Cyl. With Delco Distributor  
VAUXHALL-ENVOY 1959-1972 6 Cyl.  
VAUXHALL-ENVOY 1959-1967 4 Cyl.  
VAUXHALL-ENVOY 1968-1972 1600cc & 2000cc Except Viva GT & Victor.  
VAUXHALL-ENVOY 1972-1973 1300cc & 1800cc Firenza



(GM part 1963526)  
#CS777 (DR-3HV) \$9.00  
Delco Remy brand #D103P\$ inquire

BUICK 1953-1956 (1953: All USA Model 50 & 70; All Can. Model 45 & 47)  
 CADILLAC 1940-1948 8 Cyl.  
 CHEVROLET 1955-1956 8 Cyl. Except Corvette  
 CHEVROLET 1956-1957 8 Cyl. Corvette with dual points. (requires two)  
 GMC 1937-1938 With Clockwise Distributor  
 GMC 1955-1956 8 Cylinder Canadian & 93, 94, 95, 96 8 Cyl. Canadian  
 LA SALLE 1940 8 Cyl.  
 NASH 1948-1949 6 Cyl. Ambassador 4840 & 4960 With Delco Distributor  
 NASH 1950-1955 6 Cyl. Ambassador  
 PACKARD 1937 8 Cyl. Super Series With Delco Distributor  
 PIERCE-ARROW 1937-1938 8 Cyl.  
 PONTIAC 1955-1956 8 Cyl. Canadian Models



(GM part 1938340)  
 #CS778 (DR-3RHV) \$9.00

CHEVROLET 1960-1961 Corvair  
 LANCIA 1964-1970 With Marelli distributor S102B, BX, S105A, AX, C, CX  
 SAAB 1969-1972 99; 1709cc & 1854cc Engine With Delco Distributor  
 VAUXHALL-ENVOY 1968-1972 4 Cyl. 1600cc, 2000cc Viva GT & Victor With Delco.  
 VAUXHALL-ENVOY 1972-1974 2300cc Firenza and 1974 6 Cyl. Magnum



1945376  
 & 7953448)  
 #CS787 (DR-10HV) \$7.00

AMERICAN MOTORS 1956-1974 8 Cyl. Delco Equipped.  
 BUICK 1957-1974  
 CADILLAC 1956-1974  
 CHECKER 1966-1974 8 Cyl.  
 CHEVROLET 1957-1974 8 Cyl. Except Corvette  
 CHEVROLET 1958-1965 Corvette  
 CHEVROLET 1965-1967 Corvette 327 Eng. w (Dist 1111196  
 GMC 1960-1965 6 Cyl. 305, 351, 401 & 478 Engine, (If Chev Engine, See Chev Truck)  
 GMC 1956 All Engine 97, 99, 99W Canadian  
 GMC 1957-1974 8 Cyl.  
 HUDSON 1957 8 Cyl.  
 INTERNATIONAL TRUCK 1959-1964 4 & 8 Cyl. With Delco Distributor  
 JEEP 1966-1974 8 Cyl. (1966-1967 327 Engine With Delco Distributor)  
 JEEP 1967 6 Cyl. 225 Engine With Delco Distributor  
 OLDSMOBILE 1956-1974 8 Cyl.  
 OLDSMOBILE 1964-1965 6 Cyl.  
 PONTIAC 1957-1974 8 Cyl.  
 PONTIAC 1962-1963 4 Cyl. With Externally Adjustable Points.  
 STUDEBAKER 1960-1961 8 Cyl. Lark & Regal  
 STUDEBAKER 1965-1966 8 Cyl.



(GM part 1948671 & 1949838)  
 #CS786 (DR-8HV) \$8.00  
 Delco Remy brand #D106P\$ inquire

CHEVROLET 1965-1974 8 Cyl. High Performance including  
 Corvette High Performance  
 High Performance, High RPM Applications for all #CS786 Above. (Same appearance) #CS89 (DR-8P) \$12.00

Contact and Condenser unitized assembly for above #CS786 Applications. #CS791 (DR-8CV) \$20.00

Delco Remy brand #D1007\$ inquire

AMERICAN MOTORS 1963-1974 6 Cyl. (1963-1967 U.S. Models Only.)  
 CHECKER 1966-1974 6 Cyl.  
 CHEVROLET 1962 6 Cyl. Acadian, Chevy II and Nova  
 CHEVROLET 1963-1974 4 & 6 Cyl. Car And Truck  
 GMC 1964-1966 4 & 6 Cyl. Without Externally Adjustable Points  
 INTERNATIONAL TRUCK 1967-1974 6 Cyl.  
 JEEP 1966-1967 6 Cyl. 232 Engine With Delco Distributor  
 OLDSMOBILE 1966-1974 6 Cyl.  
 PONTIAC 1962-1963 4 Cyl. Except With Externally Adjustable Points  
 PONTIAC 1963-1974 6 Cyl.  
 STUDEBAKER 1965-1966 6 Cyl.



(GM part 1967850)  
 #CS788 (DR-6HV) \$7.00  
 my brand #D108P\$ Inquire



## **DELCO REMY SYSTEMS**(Including early Chrysler products, some Packards and many more)

### **IGNITION CONDENSERS**

ALLSTATE 1952-1953 4 & 6 Cyl. except with Autolite distributor  
AMERICAN MOTORS 1967-1974 8 Cyl.  
AMERICAN MOTORS 1951-1962 6 Cyl. except with Prestolite distributor  
AUBURN 1928-1930 6 Cyl. model 76,80 & 85  
BUICK 1928-1930 6 Cyl.  
BUICK 1931-1950 8 Cyl.  
BUICK 1953 8 Cyl. All USA models 50 & 70 and all Canadian models 45 & 47  
BUICK 1961 8 Cyl. Special only  
BUICK 1962-1966 6 Cyl  
BUICK 1962-1966 8 Cyl. 300 & 340 engine  
CADILLAC 1930-1940 16 Cyl.  
CADILLAC 1931-1933 12 Cyl.  
CADILLAC 1932-1955 8 Cyl.  
CHEVROLET 1927-1928 4 Cyl. requires research, not confirmed  
CHEVROLET 1929-1962 6 Cyl. All cars and trucks and except Corvair, Acadian ,  
Chevy II and Nova, also possible exception of 1929-1934 Standard.  
CHEVROLET 1955-1956 8 Cyl. Cars except Corvette  
CHEVROLET 1955-1963 8 Cyl. Trucks except with 283 engine  
CHEVROLET 1956-1957 8 Cyl. Corvette  
CHRYSLER 1926-1934 4 & 6 Cyl. as applicable except  
1927 6 Cyl. Series 70 and 80 requires confirmation  
CHRYSLER 1930-1938 8 Cyl. except Autolite equipped.  
DESOTO 1930-1934 6 Cyl.  
DODGE 1930-1933 8 Cyl. car and truck  
DODGE 1930-1934 6 Cyl. car  
DODGE 1933 6 Cyl. truck with Delco 644-K distributor.  
ELCAR 1926-1930 6 & 8 Cyl. except model 75  
ERSKINE 1928-1930 6 Cyl.  
FRANKLIN 1929-1934 6 & 12 Cyl.  
GARDNER 1925-1931 6 & 8 Cyl. 1925-1926 only 626P distributor  
GENERAL TAXI 1936-1937 6 Cyl.  
GMC 1955-1961 8 Cyl. (1957-1961 Canadian models with 1112725 and 1112728 distributor only)  
GMC 1934-1962 6 Cyl. except 1934-1935 with 650-R distributor and except 1960-1961 305 engine and for 1962,  
only 270 engine.  
GRAHAM & GRAHAM PAIGE 1929-1940 6 & 8 Cyl.  
HENRY J. 1952-1954 4 Cyl. except Autolite equipped  
HUDSON 1955-1956 8 Cyl. Wasp only  
HUDSON 1955-1956 6 Cyl. Rambler except 1955 Canadian with Autolite distributor  
INTERNATIONAL 1932-1941 4 Cyl.  
INTERNATIONAL 1932-1963 6 Cyl.  
JEEP 1959-1960 4 Cyl. except Autolite equipped  
JEEP 1973-1974 8 Cyl.  
KAISER-FRAZER 1951-1954 6 Cyl. except Autolite equipped.  
KISSEL 1927-1931 6 & 8 Cyl. 1927-1928 only 6 cyl model 70 with 636S distributor  
LA SALLE 1927-1940 8 Cyl.  
MARMON 1927-1933 8 & 16 Cyl.  
MARQUETTE 1930 6 Cyl.  
MOON 1927-1928 6 Cyl. for 60 Remy distributor and model 72

**DELCO REMY SYSTEMS**(Including early Chrysler products, some Packards and many more)

**IGNITION CONDENSERS (CONTINUED)**

NASH 1928 6 Cyl. Advance Six and Special Six except Autolite equipped.

NASH 1941-1956 6 Cyl. except with Autolite ignition

NASH 1956 8 Cyl. Statesman only

OAKLAND 1923-1929 6 Cyl.

OLDSMOBILE 1928-1965 6 Cyl.

OLDSMOBILE 1932-1955 8 Cyl.

OLDSMOBILE 1961-1963 8 Cyl. F-85

PACKARD 1928-1958 6 & 8 Cyl. as applicable with Delco Remy distributor

PAIGE 1927 6 Cyl.

PARAMOUNT 1935 6 Cyl.

PEERLESS 1928 6 Cyl. model 91

PIERCE-ARROW 1929-1938 8 Cyl.

PLYMOUTH 1929-1934 4 & 6 Cyl. as applicable

PONTIAC 1928-1962 6 Cyl.

PONTIAC 1932-1956 8 Cyl.

PONTIAC 1961 4 Cyl.

REO 1928-1936 6 & 8 Cyl. except 1928-1931 Wolverine and except 1935-1936 with Autolite distributor

STUDEBAKER 1927-1936 6 Cyl. except Autolite equipped

STUDEBAKER 1928-1961 8 Cyl. except 1960-1961 Lark and Regal and except Autolite equipped

STUDEBAKER 1950-1955 6 Cyl. except Autolite equipped

STUTZ 1931-1933 8 Cyl. model M except for 4028 distributor

TRIUMPH 1962-1974 except with Lucas distributor

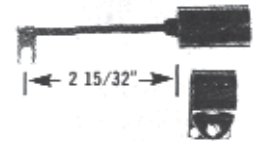
VAUXHALL 1959-1973 4 & 6 Cyl. except with Lucas distributor

VELIE 1925 6 Cyl.

VELIE 1927-1928 6 Cyl. model 60.

WINDSOR 1929 6 & 8 Cyl. except model 69, Autolite equipped

YELLOW CAB 1927-1933 6 Cyl.



(Lead is about 2 1/2")

(GM part 1928111)

#RR174 (DR-22) \$8.00

Delco Remy brand #RR174 (Delco D203)\$ inquire

AMERICAN MOTORS 1956-1966 8 Cyl. All except with Prestolite distributor

BUICK 1951-1953 8 Cyl. All USA model 40 and all Canadian model 43

BUICK 1954-1973 8 Cyl. except 1961 Special and except 1962-1966 300 and 340 engine

BUICK 1967 6 Cyl.

CADILLAC 1956-1974 8 Cyl.

CHECKER 1966-1974 8 Cyl.

CHEVROLET 1957-1974 8 Cyl. Car and truck except 1957 Corvette

DESOTO 1930-1932 8 Cyl.

GMC 1957-1961 8 Cyl. except Canadian models with 1112725 and 1112728 distributor

GMC 1960-1965 6 Cyl. 305 engine only

GMC 1964-1974 8 Cyl. except 1964-1965 Canadian models with 283 using 1111015 distributor and except 1964-1965 with 327, 347 and 409 engine.

HUDSON 1957 8 Cyl.

INTERNATIONAL 1959-1964 4 & 8 Cyl. except with Hollander distributor

INTERNATIONAL 1974 8 Cyl. with Delco distributor

JEEP 1966-1972 8 Cyl.

OLDSMOBILE 1956-1973 8 Cyl. except 1961-1963 F-85.

PONTIAC 1957-1974 8 Cyl.

PONTIAC 1962 4 Cyl.

SAAB 1969-1972 4 Cyl. except Bosch equipped.

VELIE 1927-1928 8 Cyl.



(Lead is about 3 5/8" length)

(GM part 1932004)

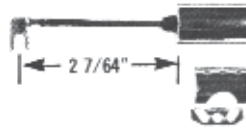
#RR175 (DR-24) \$8.00

Delco Remy brand #D204\$inquire



**DELCO REMY SYSTEMS**(Including early Chrysler products, some Packards and many more)  
**IGNITION CONDENSERS (CONTINUED)**

- AMERICAN MOTORS 1963-1974 6 Cyl. All except 1963-1966 with Prestolite/Autolite distributor
- BUICK 1968-1974 6 Cyl.
- CHECKER 1966-1974 6 Cyl.
- CHEVROLET 1960-1962 6 Cyl. All Corvaire, Acadian, Chevy II and Nova as applicable
- CHEVROLET 1962-1974 4 Cyl. cars and trucks
- CHEVROLET 1963-1974 6 Cyl. cars and trucks.
- GMC 1962-1963 8 Cyl.
- GMC 1962-1974 4 & 6 Cyl. as applicable except 1962 270 engine and except 1962-1965 305 engine
- GMC 1964-1965 8 Cyl. all 283 engines except with 1111015 distributor and all 327, 347 and 409 engines.
- INTERNATIONAL 1967-1974 6 Cyl.
- JEEP 1966-74 6 Cyl. except Autolite equipped and except 1967 with 225 engine and except 1968-1969 models with Delco 1110376 distributor
- OLDSMOBILE 1966-1974 6 Cyl.
- PONTIAC 1963-1974 6 Cyl.
- PONTIAC 1963 4 Cyl.
- STUDEBAKER 1965-1966 6 Cyl.



(Lead is about 2 1/8")  
(GM part 1928111)  
#RR176 (DR-25) \$7.00  
Delco Remy brand #D203\$inquire

## DELCO REMY SYSTEMS (Including early Chrysler products, some Packards and many more)

### IGNITION ROTORS

AUBURN 1926-1928 6 cyl with dist 637P-N  
CHANDLER 1927-1928 with dist 633B,633C,633D,633E,637U,637V,637X  
CHEVROLET 1927-1933 4 and 6 cyl. car and truck with dist 622L,633G,633J,635B  
CHRYSLER 1926-1933 4 and 6 cyl. with dist 629A,629H,630A,631A,631B,632D,632K,632L,637J,637N,638B,638C,639X

DAVIS 1927-1928 series 94  
DESOTO 1928-1933 6 cyl. with dist 631C,662D,662L and 727B except late 1933 after 4250  
DODGE 1930-1933 6 cyl. with 632D, 632K, and 662H distributor  
ELCAR 1929-1931 with dist 631D,631E and 632H  
ERSKINE 1927-1930 model 50,51,52,53  
GRAHAM 1930-1939 with 622 through 633 series distributor  
GRAHAM-PAIGE 1929-1930 6 cyl. model 612 standard, 615 with series 639 distributor  
INTERNATIONAL TRUCK 1932-1941 4 & 6 Cyl. A-1, A-2, B-2, B-3, B-4, C-1, C-15, C-30, C-35, C-40 D5, D5M, D, DS.

JEWETT 1926-1927 New Day 6  
MARQUETTE 1930 6 cyl model 30  
MOON 1927-1928 6 cyl. for model 6-60 with 639L distributor  
NASH 1941-1942 6 cyl.  
OLDSMOBILE 1927-1935 6 cyl. except 1927 with 5284 dist  
PAIGE 1927-1928 6-45  
PEERLESS 1929-1931 6 cyl. model 61 with 631F distributor  
PLYMOUTH 1928-1934 4 and 6 cyl. with dist 622 through 635  
PONTIAC 1926-1932 6 cyl. with 637 or 639 dist.  
REO 1936 6 Cyl. 6D, Flying Cloud with 623D dist.  
ROCKNE 1932 6 cyl. model 55  
STUDEBAKER 1929-1934 6 cyl. with Delco dist 622 through 639.  
STUTZ 1936-1937 4 cyl. with 625G dist  
VELIE 1926-1928 6 Cyl. Model 60 with 636A dist



#RR74 (HE1843 DR-46A) \$10.00  
Delco Remy brand #D414\$inquire

ALLSTATE 1952-1953 4 and 6 cyl. Except Autolight equipped  
AUBURN 1925-1926 6 cyl 6-66 with 636F dist  
AUBURN 1928-1930 6 cyl with 641 dist  
AMERICAN MOTORS 1959 6 Cyl. American  
BUICK 1928-1930 6 cyl.  
CHANDLER 1928 with 641C dist  
CHEVROLET 1933-1952 6 cyl. (Except 1933-1934 Standard)  
CHRYSLER 1925-1926 with dist 634 through 656  
CHRYSLER 1927-1932 series 70,70G,70V,72,75,77,80,80E,80L,Imperial,ZI,  
CHRYSLER 1933-1934 6 cyl 1933 with series 644L dist., 1934 CA, CB, CY with 661T dist  
DESOTO 1933-1934 6 cyl. except early 1933 before 4250  
DODGE 1933 6 cyl. car and truck with 644K and 644U dist  
ELCAR 1926-1927 model 6-65 and 6-70  
FRANKLIN 1929-1934 6 cyl with 640 to 644 dist  
KISSEL 1927-1931 6 cyl. series 70 with 636S distributor and all series 73  
GARDNER 1925-1926 6 cyl. model S with 636H dist  
GARDNER 1929-1930 6 cyl. model 136 with 640L dist  
GENERAL TAXI 1936-1937 6 cyl.  
GMC 1933-1952 6 cyl. except T-14,T-16  
GMC 1953-1954 6 cyl. 91,93,94,95,97,98  
GMC 1955 6 cyl 450,M450,500,M500  
GRAHAM 1930 6 cyl. for series 640 through 642 distributor  
GRAHAM-PAIGE 1929-1930 6 cyl. model 615 and 621  
HUDSON 1955 6 cyl. Rambler except Can.  
INTERNATIONAL 1932-1936 6 cyl. A-4, A-5, A-6, C-50, C-55, C-60  
JEEP 1959-1960 4 cyl with dist 1110225 or 1112432  
KAISER FRAZER-HENRY J 1951-1954 4 & 6 cyl. with Delco  
KISSEL 1928-1931 with 636S and 640L dist

# DELCO REMY SYSTEMS (Including early Chrysler products, some Packards and many more)

## IGNITION ROTORS

MOON 1927-1928 6 cyl. model 72  
 NASH 1927-1928 6 cyl. Advance Six, Special Six with dist 636L, 636M, 640D and 640E  
 NASH 1948-1955 6 cyl. (1955 also #RR162)  
 OAKLAND 1923-1929 6 cyl.  
 OLDSMOBILE 1936-1950 6 cyl.  
 PACKARD 1927-1928 6 cyl. with Delco dist. 656J  
 PACKARD 1937-1949 6 cyl. with Delco dist.  
 PEERLESS 1928-1930 6 cyl. model 91  
 PLYMOUTH 1933-1934 6 cyl. with 644H and 644K distributor  
 PONTIAC 1933-1953 6 cyl.  
 REO 1927-1931 6 Cyl. Except Wolverine  
 REO 1932-1936 6 Cyl. S, S-Flying Cloud, S2, S3, Flying Cloud, 6A, 7S, Royale and 2C  
 STUDEBAKER 1926-1930 6 cyl. with Delco dist. series 636  
 STUDEBAKER 1950-1955 6 cyl. with Delco dist.  
 TRIUMPH 1962-1974 4 and 6 cyl. with Delco dist.  
 VAUXHALL 1959-1973 4 cyl. with Delco dist (Inquire on 1968-1972 1600 and 2000 Viva GT and Victor)  
 VAUXHALL 1959-1972 6 cyl. except 2300 Firenza  
 WINDSOR 1929 6 Cyl. Model 72 & 77  
 YELLOW CAB 1927-1931 6 Cyl. With series 640H, 640J, 640Y and 725A distributor #RR83 (HE485 DR-46) \$7.00  
 Delco Remy brand #D400\$inquire



AUBURN 1931-1932 8-98, 8-100 and 8-105 with 660Z dist.  
 BUICK 1931-1950 8 cyl.  
 CADILLAC 1930-1948 except 1930-1931 353, 355 with 4050-55-56 dist  
 CHRYSLER 1930-1934 8 cyl. with 661 through 665  
 CHRYSLER 1935-1938 8 cyl. C2 Imperial, Air Flow  
 CUNNINGHAM 1935 8 cyl with dist 661N  
 DESOTO 1930-1932 8 cyl.  
 DODGE 1930-1933 8 cyl. car and truck  
 GRAHAM 1930-1933 8 cyl. with dist 660C through 665Y and 1934 model 68 Supercharger  
 GRAHAM-PAIGE 1930 Standard and S.P. 8-122 W-B.  
 LA SALLE 1932-1940 8 cyl.  
 OAKLAND 1930-1931 8 cyl.  
 OLDSMOBILE 1932-1950 8 cyl.  
 PACKARD 1935-1952 8 cyl. with Delco dist.  
 PIERCE-A#RROW 1929-1938 with 660 through 663 series dist  
 PONTIAC 1932-1954 8 cyl.  
 REO 1931-1934 8 Cyl. with 660 through 663 series dist.  
 STUDEBAKER 1932-1939 8 cyl. President with Delco 660 through 662 distributor  
 STUTZ 1929-1935 8 Cyl. With 660W distributor #RR99 (HE498 DR-43) \$8.00



CHEVROLET 1955-1957 8 cyl.  
 GMC 1955-1956 8 cyl. except 1956 with style with externally adjustable dwell  
 OLDSMOBILE 1955 8 cyl.  
 PONTIAC 1955-1956 8 cyl. #RR157 (DR-47) \$8.00



BUICK 1953 All U.S.A model 50 & 70, All Canadian model 45  
 BUICK 1954-1956  
 CADILLAC 1951-1955  
 HUDSON 1955-1956 8 cyl. Wasp  
 NASH 1956 8 cyl. Statesman  
 OLDSMOBILE 1951-1955 8 cyl.  
 PACKARD 1953-1958 8 cyl.  
 STUDEBAKER 1951-1961 8 cyl. except Lark and Regal #RR159 (DR-45) \$10.00  
 Delco Remy brand #D403\$inquire



BUICK 1951-1953 Model 40 & 43  
 CADILLAC 1949-1950 (Can use RR99) #RR160 (DR-48) \$10.00



AMERICAN MOTORS 1951-1955 6 Cyl.

AMERICAN MOTORS 1959-1959 6 Cyl. Rambler

AMERICAN MOTORS 1960-1962 6 Cyl. with Delco distributor

CHEVROLET 1953-1962 6 cyl except 1962 Acadian, Chevy II, Nova

GMC 1953-1954 6 cyl. 360,426,503

GMC 1955 6 cyl. except 450,M450,500,M500

GMC 1956-1962 6 cyl. except 305,351,401

HUDSON 1956 6 cyl. Rambler

NASH 1955-1956 6 cyl. (1955 also #RR83)

PONTIAC 1954-1962 6 cyl.



**RR 161 Rotor**  
(D-405) (1924245)  
(D-408) (1931482)  
Used with RR 162 Cap

#RR161 (DR-42) \$8.00

INTERNATIONAL 1964 8 cyl. with Delco dist 1112752,1112753

#RR166 (DR-56A) \$8.00

AMERICAN MOTORS 1963-1974 8 Cyl. except Prestolite distributor

BUICK 1957-1969

CADILLAC 1956-1972

CHEVROLET 1958-1972 8 cyl.

GMC 1956-1974 8 cyl. except 1956 without externally adjustable dv

GMC 1960-1965 6 cyl. except Canadian models & except 270 eng.

INTERNATIONAL 1959-1974 8 cyl. with Delco except 1964 with dist. 1112752,1112753

JEEP 1966-1974 8 cyl.

OLDSMOBILE 1956-1974

PONTIAC 1961-1962 4 cyl. except late 1962 models

PONTIAC 1957-1969 8 cyl.

STUDEBAKER 1965-1966 8 cyl.

**RR 167R Rotor**  
(D-426R) (1852722)  
Used with Caps: RR 165, RR 168,  
RR 179, RR 180.



#RR167 (#RR169) (D426R) \$8.00

BUICK 1970-1974 8 cyl.

CADILLAC 1973-1974

CHECKER 1966-1974

CHEVROLET 1973-1974 8 cyl.

PONTIAC 1970-1974

(can be used for #RR167) #RR169 (D426R) \$8.00

CHEVROLET 1960-1961 6 cyl. Corvair

SAAB 1969-1972 4 cyl. with Delco dist.

VAUXHALL 1968-1972 4 cyl 1600 and 2000 Viva GT and Victor

VAUXHALL 1972-1974 6 cyl. 2300 Firenza and Magnum



**RR 178 Rotor**  
(D-411) (1945369)  
Used with RR 177 Cap

#RR178 (DR-56) \$7.00  
Delco Remy brand #D411\$inquire

AMERICAN MOTORS 1963-1974 6 Cyl. except 1963-1966 Canadian models  
with IDC or IAI Autolite (Prestolite distributor)

BUICK 1968-1974 6 cyl.

CHECKER 1966-1974 6 cyl.

CHEVROLET 1962-1974 4 & 6 cyl. (1962 6 cyl. Acadian, Chevy II, Nova only and all 4 c

GMC 1964-1974 6 cyl. except 1964-1965 U.S. models

GMC 1964-1966 4 cyl.

JEEP 1966-1967 6 cyl. 232 eng with Delco

JEEP 1968-1969 6 cyl. with dist. 1110444

JEEP 1970-1974 6 cyl (1970-1972 with 232 eng only)

OLDSMOBILE 1966-1974 6 cyl.

PONTIAC 1962-1963 4 cyl. except early 1962 models

STUDEBAKER 1965-1966



**RR 182R Rotor**  
(D-418R) (1971326)  
(D-423R) (800055)  
Used with RR 181 and RR 183  
Caps. 1969-72

#RR182 (DR-53A) \$8.00  
Delco Remy brand #D412 (D423R)\$inquire

BUICK 1962-1967 6 cyl.

JEEP 1967 6 cyl. 225 eng with Delco dist.

JEEP 1968-1969 6 cyl. wiyh dist 1110376

OLDSMOBILE 1964-1965 6 cyl.



**RR 185 Rotor**  
(D 413) (1957684)  
Used with RR 184 & RR 189 Cap

#RR185 (DR-54) \$8.00  
Delco Remy brand #D413\$inquire

**IGNITION TUNE UP KITS - U.S. MADE**  
 AMPCO/WELLS BLISTER PACK  
 INCLUDES POINTS, CONDENSOR AND ROTOR  
 LABELED FOR THESE APPLICATIONS:



BUICK 1953-1956 12 volt, CORVETTE 1955

#TK161MV \$25.00

CADILLAC 1951-1955  
 HUDSON 1956 8 cyl. Wasp with Delco system  
 OLDSMOBILE 1951-1954 except distributor 1110843  
 PACKARD 1953-1958 with Delco system  
 STUDEBAKER 1951-1959 8 cyl. Lark with Delco system; 1954-1958 8 cyl Commander truck  
 STUDEBAKER 1960-1961 8 cyl. Hawk with Delco system

#TK163MV/#TK205 \$25.00

CHEVROLET 1955-1956 8 cyl car and truck

#TK167MV \$25.00

CHEVROLET 1957-1959 8 cyl. with dual carbs  
 CORVETTE 1956-1957  
 GMC 1955-1956 U.S. models  
 OLDSMOBILE 1954-1955 except 1110843 dist  
 PONTIAC 1955-1956 U.S. models

#TK169MV \$25.00

HUDSON 1956 6 cyl Rambler 12 volt  
 NASH 1956 6 cyl Rambler and Statesman 12 volt  
 PONTIAC 1954 6 cyl  
 RAMBLER 1957-1959 6 cyl Rambler model 5910

#TK202MV \$20.00

CORVAIR 1960-1961

#TK212MV \$10.00

AMERICAN MOTORS 1967-1974 8 cyl  
 BUICK 1961-1965 8 cyl Special and 1964-1965 LeSabre  
 OLDSMOBILE 1961-1963 8 cyl F85  
 PONTIAC 1961-1962 8 cyl. Tempest

#TK215MV \$18.00

BUICK 1962-1966 6 cyl. Special  
 OLDSMOBILE 1964-1965 6 cyl. F85  
 WILLYS 1966-1968 6 cyl. with 225 V6

#TK221MV \$18.00

AMERICAN MOTORS 1963-1974 6 cyl  
 BUICK 1968-1974 6 cyl  
 CHEVROLET, CAMARO and CHEVELLE 1963-1974 6 cyl; CHEVY II and NOVA 1962-1974 4 and 6 cyl  
 CORVAIR 1962-1969  
 OLDSMOBILE 1966-1974 6 cyl  
 PONTIAC 1964-1974 6 cyl  
 TEMPEST 1962-1963 4 cyl with aluminum dist.  
 VEGA 1971-1974

#TK222MV \$18.00

AMERICAN MOTORS 1957-1974 8 cyl with Delco  
 BUICK 1957-1974 8 cyl  
 CADILLAC 1956-1974  
 CHEVROLET 1957-1974 8 cyl car and truck  
 OLDSMOBILE 1956-1974 8 cyl. (1964-1974 F85)  
 PONTIAC 1957-1974 8 cyl. (1967-1974 Firebird)  
 TEMPEST, LeMans, Ventura II 1963-1974 8 cyl.

(with unitized points and condenser assembly)

#TK239MV \$25.00




# DELCO REMY SYSTEMS (Including early Chrysler products, some Packards and many more)

## IGNITION DISTRIBUTOR CAPS

AUBURN 1926  
CHEVROLET 1920-1927  
MAXWELL 1923-1925  
STEWART 1921-1928

#HE1836 \$130.00

CADILLAC 1927-1929 8 cyl. 314 and 341  
with dist. number 4011 to 4042  
CUNNINGHAM 1927-1929 push in style  
DIANA 1926-1927  
HUPMOBILE 1927 8 cyl. Series E-2 with distributor 4027  
LASALLE 1927-1929 Series 303 and 328 with dist. 4023 to 4041  
PACKARD 1926-1927 8 cyl. with dist 4008 and 4030



482 (16808) (16927)  
(1839685)  
(GM part 1839685)  
#HE482 Sold Out!

ALLSTATE 1952-1953 except with Autolight  
AMERICAN MOTORS 1951-1955 6 Cyl.  
AMERICAN MOTORS 1959 6 Cyl. American  
AUBURN 1925-1926 with dist 636F  
BUICK 1929-1930 6 cyl.  
CHANDLER 1928-1929 series 65,131,132 except 633 dist  
CHEVROLET 1933-1952 6 cyl. car and truck except 1933-1934 Standard car  
CHRYSLER 1925 6 cyl. with 636A and 656A distributor  
CHRYSLER 1933-1934 6 cyl. with 644L and 661T distributor  
DESOTO 1933-1934 6 cyl. except early 1933 before 4250  
DODGE 1933-1934 6 cyl. with 644K and 644U dist ie. all 1934  
DODGE 1933 6 cyl. truck with 644K dist  
FRANKLIN 1929-1934 6 cyl. with dist 640T, 642B, 642P and 644E distributor  
GARDNER 1925-1931 6 cyl. All with 636H and 640L distributor  
GENERAL TAXI 1936-1937 6 cyl.  
GMC 1933-1952 6 cyl. except T-14,T-16  
GMC 1953-1954 6 cyl. 91,93,94,95,97,98  
GMC 1955 6 cyl 450,M450,500,M500  
GRAHAM 1930 6 cyl. for series 640W, 640U and 642J distributor  
GRAHAM-PAIGE 1929-1930 6 cyl. model 615 and 621 with dist 640W and 640U  
HUDSON 1955 6 cyl. Rambler except Can..  
INTERNATIONAL 1932-1936 6 cyl. A-4, A-5, A-6, C-50, C-55, C-60  
KAISER FRAZER-HENRY J 1951-1954 6 cyl. with Delco  
KISSEL 1927-1931 with dist 636S and 640L,  
MOON 1927-1928 6 cyl. for model 72  
NASH 1927-1928 Advance Six, Special Six with dist. 636L, 636M, 640D and 640E  
NASH 1948-1955 (1955 also #RR162)  
OAKLAND 1923-1929 6 cyl.  
OLDSMOBILE 1936-1950 6 cyl.  
PACKARD 1937-1949 with Delco distributor  
PEERLESS 1928-1930 6 cyl. model 91  
PLYMOUTH 1933-1934 6 cyl. with 644-H and 644K distributor  
PONTIAC 1933-1953 6 cyl. except 1948-1949  
REO 1929-1936 6 Cyl. with 641D, 641H, 644M, 645K and 1936 2C, Flying Cloud  
STUDEBAKER 1927-1930 6 cyl. GB, GH, GJ, Commander with dist. 636N,P,X,Y and W  
STUDEBAKER 1950-1955 6 cyl. with Delco dist.  
TRIUMPH 1962-1973 6 cyl. with Delco dist.  
VAUXHALL 1959-1972 6 cyl. except 2300cc Firenza  
VELIE 1925 6 Cyl. Model 60  
WINDSOR 1929-1930 6 Cyl. Model 72, 75 & 77  
YELLOW CAB 1927-1929 6 Cyl. 1927-1928 D-10 with 640 H Dist. and 1928-1929 model 06



#RR95 (HE412/DR-55) \$18.00



BUICK 1931-1953 8 cyl. (1951-1953 model 40 AND 43 only)  
 CADILLAC 1936-1950  
 CADILLAC 1938-1940 16 cyl. (two req.)  
 CHRYSLER 1930-1936 with 660G,U,661G,R,S,T,665B  
 DESOTO 1930-1932  
 DODGE 1930-1933 8 cyl. car and truck  
 GRAHAM 1930-1935 8 cyl. with dist 660C,661J,661X,661V,662E,665Y  
 and 1934 68 Supercharger  
 GRAHAM-PAIGE 1930 Stand. and S.P. 8-122W-B  
 LA SALLE 1934-1940 8 cyl.  
 OLDSMOBILE 1933-1950  
 PACKARD 1947-1952 with Delco dist.  
 PONTIAC 1933-1954 8 cyl. except 1949  
 REO 1931 8 Cyl. Model 25  
 REO 1934 8 Cyl. Model 35, 52 & N-2 all with Dual Contacts  
 STUDEBAKER 1928-1931 8 cyl. President with Delco 660X distributor  
 STUTZ 1931-1933 8 Cyl. Model M Except For 4028 Distributor




#RR100 (HE497/DR-70) \$16.00

AUBURN 1927-1928 6 cyl. 6-66 Cab with dist 637P-N  
 CHANDLER 1927-1928 6 cyl. with dist 633B,633C, 637V,637X,637U,633D-E  
 CHEVROLET 1929-1934 6 cyl. with dist 622L,633G,633J (1932-1934 Standard)  
 CHRYSLER 1926-1933 6 cyl with dist 631A-B,632D-K-L,637J-N, 639X and 662C  
 DESOTO 1928-1933 with dist 631C, 662D-L and 727B  
 DAVIS 1928-1929 with dist 637W  
 DODGE 1930-1933 with dist 632D-K and 662H  
 ERSKINE 1927-1930  
 ELCAR 1929-1931 with 631D-E, 632H and 639S  
 GRAHAM-PAGE 1929-1930 with dist 639W and 639K-V  
 GRAHAM 1930-1939 (1930 with dist 639K and 632F)  
 INTERNATIONAL TRUCK 1932-1941 6 Cyl. B-3, B-4, C-1, C-15, C-30, C-35, C-40, D, DS  
 JEWITT 1926-1927  
 MARQUETTE 1930  
 MOON 1927 with dist 639L  
 OLDSMOBILE 1927-1935  
 PAIGE 1927-1928  
 PEERLESS 1929-1930 with 631F dist.  
 PLYMOUTH 1933-1934 with 622H-U dist  
 PONTIAC 1926-1932  
 REO 1936 6D Flying Cloud with dist 623D  
 ROCKNE 1932 except with Autolte dist  
 STUDEBAKER 1929-1934 with 622A-X,632J-M,639J dist  
 VELIE 1927-1928 with 636A dist



Original GM part 1838100 \$55.00  
(HE400) #RR105 \$45.00

CHEVROLET 1927-1928 4 cyl. car & truck with dist 635B  
 CHRYSLER 1925-1928 4 cyl. model 50 and 52  
 CHRYSLER 1932 4 cyl. model PA and RN with dist 629H-A  
 INTERNATIONAL TRUCK 1932-1941 4 Cyl. A-1, A-2, B-2, D5, D5M  
 PLYMOUTH 1928-1932 4 cyl.  
 STUTZ 1936-1937 with dist 625G



#RR106 (HE499 DR-72) \$45.00  
Delco Remy brand #1835536 sold out

JEEP 1959-1960 4 cyl with dist 1110225 or 1112432  
 HENRY J 1952-1954 4 cyl. with Delco  
 TRIUMPH 1963-1974 4 cyl. with Delco dist  
 VAUXHALL 1959-1973 4 cyl. with Delco dist  
 (Inquire on 1968-1972 1.6l and 2.1 Viva GT and Victor)



#RR145 (DR-67) \$12.00

BUICK 1953-1956 8 cyl. (1953 model 45,47,50 & 70)  
 CADILLAC 1951-1955  
 CHEVROLET 1955- 1956 8 cyl. car and truck  
 CHEVROLET 1957 Corvette  
 GMC 1955-1956 8 cyl. except 1956 style with externally adjustable dwell  
 HUDSON 1955-1956 8 cyl. Wasp  
 NASH 1956 Statesman  
 OLDSMOBILE 1951-1955  
 PACKARD 1953-1954 2600, Clipper, Patrician and Super Clipper  
 PACKARD 1955-1958 with Delco  
 PONTIAC 1955-1956  
 STUDEBAKER 1951-1961 8 cyl. except Lark and Regal



#RR158 (DR-62) \$16.00  
 Delco Remy brand #RR158 (D305) sold out

AMERICAN MOTORS 1956-1959 6 Cyl. Rambler  
 AMERICAN MOTORS 1960-1962 6 Cyl. with Delco distributor  
 AUBURN 1925-1926 Series 66  
 CHEVROLET 1953-1962 6 cyl car & truck  
     except 1962 Acadian, Chevy II, Nova  
 GMC 1953-1954 6 cyl. 360,426,503  
 GMC 1955 6 cyl. except 450,M450,500,M500  
 GMC 1956-1962 6 cyl. except 305,351,401  
 HUDSON 1956 6 cyl. Rambler  
 NASH 1955-1956 (1955 also #RR95)  
 PONTIAC 1954-1962 6 cyl.




Delco Remy brand #RR162 (D307) \$15.00

AMERICAN MOTORS 1956-1974 8 Cyl. except with Prestolite distributor  
 BUICK 1957-1974 8 cyl  
 CADILLAC 1956-1974  
 CHECKER 1966-1974 8 cyl.  
 CHEVROLET 1957-1974 8 cyl. car and truck  
     (except 1957 Corvette and 1964-1965 Corvette with Fuel Injection)  
 GMC 1956-1974 except 1956 without externally adjustable dwell  
 HUDSON 1957 8 cyl.  
 INTERNATIONAL 1959-1974 8 cyl. (most)  
 JEEP 1966-1974 8 cyl.  
 OLDSMOBILE 1956-1958  
 OLDSMOBILE 1961-1963 F-85  
 OLDSMOBILE 1964-1974 (Only with 330, 400 & 425 eng. in 1964 & 1965)  
 PONTIAC 1957-1974 8 cyl.  
 STUDEBAKER 1960-1961 8 cyl. Lark and Regal  
 STUDEBAKER 1965-1966 8 cyl.



#RR165 (D308R) \$17.00

CHEVROLET 1964-1965 Corvette with Fuel Injection  
 OLDSMOBILE 1959-1964 (except 1961-1963 F-85 and only 394 eng. for 1964)



#RR168 \$ inquire

CHEVROLET 1960-1961 6 cyl. Corvair



#RR177 (DR-70C) \$12.00

GMC 1960-1965 6 cyl. except Canadian models & except 270 eng.

#RR179 (DR-70E) \$14.00



PONTIAC 1961-1962 4 cyl. except late 1962 models



#RR180 (DR-70D) \$15.00

CHEVROLET 1962-1974 4 cyl. car & truck  
GMC 1964-1966 4 cyl  
PONTIAC 1962-1963 4 cyl. except early 1962 models



#RR181 (DR-74) \$10.00  
Delco Remy brand #D322R\$ inquire


AMERICAN MOTORS 1963-1974 6 Cyl. except 1963-1966 Canadian models  
with IDC or IAI Autolite or Prestolite distributor

BUICK 1968-1974 6 cyl.  
CHECKER 1966-1974 6 cyl.  
CHEVROLET 1962 Acadian, Chevy II, Nova  
CHEVROLET 1963-1974 6 cyl. car and truck  
GMC 1964-1974 6 cyl. except 1964-1965 U.S. models  
JEEP 1966-1967 6 cyl. Delco except V6  
JEEP 1968-1969 6 cyl. Delco with dist. 1110444  
JEEP 1970-1974 6 cyl. Delco (1970-1972 with 232 eng.)  
OLDSMOBILE 1966-1974 6 cyl.  
PONTIAC 1963-1974 6 cyl.  
STUDEBAKER 1965-1966




#RR183 (DR-60) \$11.00

BUICK 1962-1966 6 cyl.  
JEEP 1967 6 cyl. 225 eng.  
OLDSMOBILE 1964-1965 6 cyl.



#RR184 (DR-61) \$15.00



BUICK 1967 6 cyl.  
JEEP 1968-1969 6 cyl. with dist. 1110376

#RR189 (D326) \$16.00

ORDER FORM

Grease Monkey Ranch Ltd.

6727 Thorne Rd, Peachland B.C. CANADA V0H 1H9

Or: P.O Box 2076 Oroville Washington U.S.A. 98844

PHONE: 1-250-878-3498

E-MAIL: car@telus.net

WEB: GreaseMonkeyRanch.com

NAME: \_\_\_\_\_

STREET: \_\_\_\_\_

CITY: \_\_\_\_\_

ZIP/CODE: \_\_\_\_\_

PHONE: \_\_\_\_\_

FAX/E-MAIL: \_\_\_\_\_

YEAR/MAKE/MODEL: \_\_\_\_\_

DISTRIBUTOR MAKE & NUMBER: \_\_\_\_\_

(Helps ensure your order is correct.)

ITEM	DESCRIPTION	ITEM #	QTY.	PRICE	TOTAL
:	_____	:	:	:	:
:	_____	:	:	:	:
:	_____	:	:	:	:
:	_____	:	:	:	:
:	_____	:	:	:	:
:	_____	:	:	:	:
:	_____	:	:	:	:
:	_____	:	:	:	:

Paypal, C.O.D., VISA/MC Or CHEQUE TO: Grease Monkey Ranch SUB  
TOTAL: \_\_\_\_\_

VISA/MC #: \_\_\_\_\_

EXPIRY DATE: \_\_\_\_\_

SIGNATURE: \_\_\_\_\_

DOMESTIC SHIPPING: \$12.00

TOTAL: \_\_\_\_\_